

ABC BLOCKS

Web site: <http://superlativestitchery.com>
Copyright: TINA GIBBONS

INSTRUCTIONS:

Starting at bottom of pattern chain 142. Chain 3 to turn which will count as first double crochet of first row. Double crochet in 5th chain from hook. Double crochet in next 2 chains to complete bottom right solid square of row 1. Continue following pattern for first row reading pattern right to left. After completing first row, chain 3 to turn to start next row. Continue following pattern until all rows are complete. At end of row 87 fasten off. For how to increase or decrease select "Advanced crochet instructions" under the Page menu.

MATERIALS (Worsted Weight yarn):

About 1349 yds, steel crochet hook US size I or SIZE FOR GAUGE.

APPROXIMATE FINISHED SIZES:

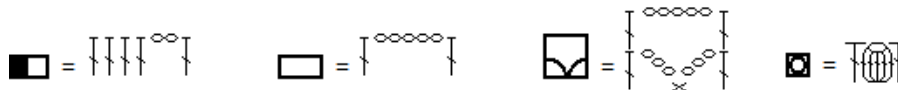
Using Worsted Weight yarn: width = 47.0 inches, height = 38.7 inches

GAUGE:

Using Worsted Weight yarn: 10 squares = 10.0 inches, 10 rows = 4.4 inches


HOW TO READ PATTERN:

Each solid square is equal to 4 double crochets. Each open square is equal to 1 double crochet, followed by 2 chains, followed by 1 double crochet. The double crochet at the end of each square also counts as the first double crochet of the next square. For example, a solid square followed by an open square is 4 double crochets, 2 chains, 1 double crochet. See diagrams below:



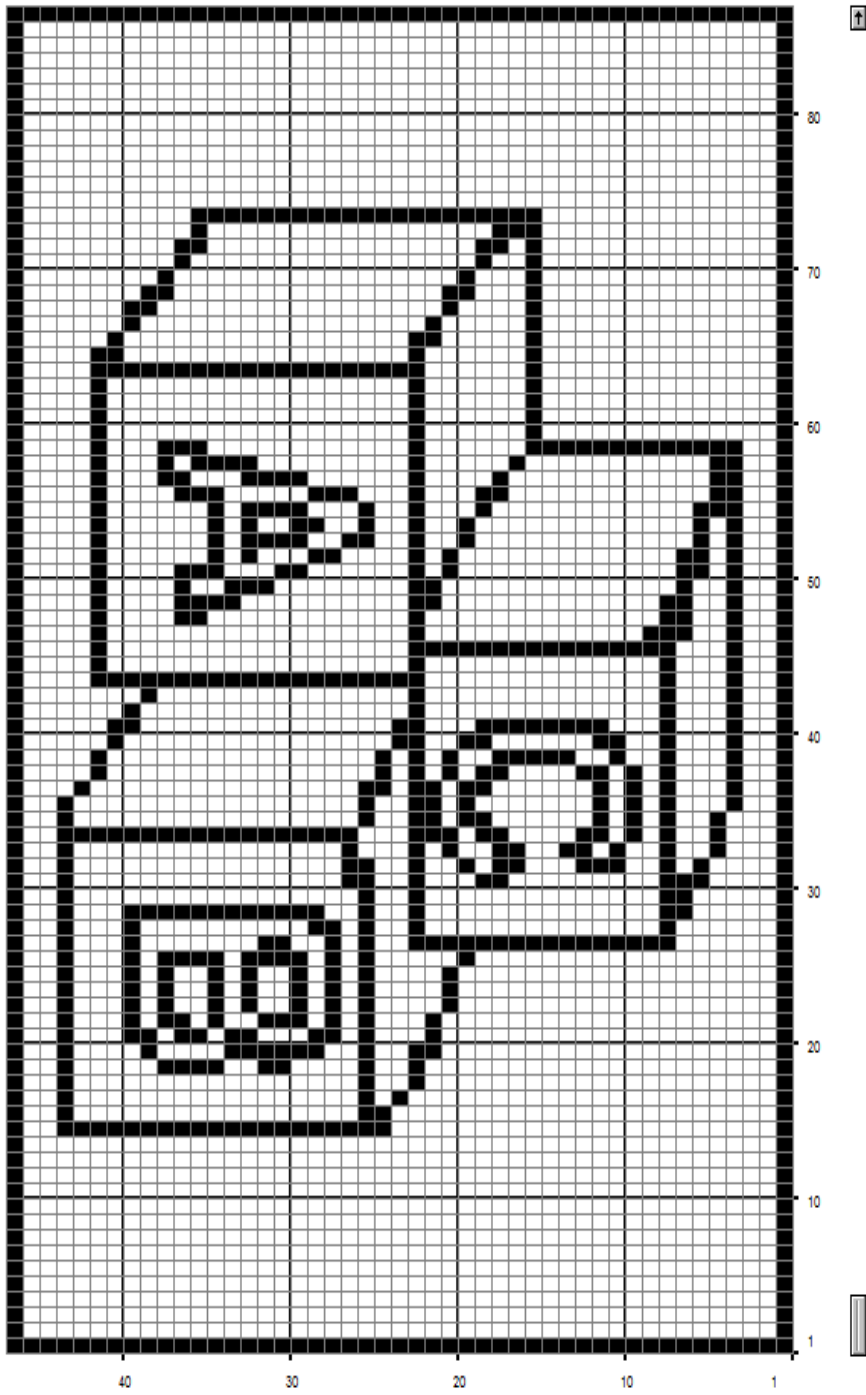
Where "}" is the symbol for one double crochet, "o" is the symbol for one chain, and "x" is the symbol for one single crochet.

ABC BLOCKS



COPYRIGHT TINA GIBBONS <http://superlativestitchery.com>


ABC BLOCKS



COPYRIGHT TINA GIBBONS <http://superlativestitchery.com>



ABC BLOCKS



COPYRIGHT TINA GIBBONS <http://superlativestitchery.com>

